

Cottage with Orange Trees

Colour key:

| | | | |
|----|-----------------------------------------------------|---|---------------------------------------------|
| L | Navy Blue ultra vy lt (128) | z | Copper med (1048) |
| 2 | Navy Blue ultra vy lt + Navy Blue vy lt (128 + 129) | h | Golden Yellow vy dk (298) |
| ♥ | Navy Blue vy lt (129) | : | White bright + Off White (1 + 275) |
| 8 | Off White (275) | ▲ | Tan lt (362) |
| o | Burnt Orange (303) | ■ | Shell Grey dk (233) |
| ○ | Golden Brown dk (1003) | ! | White bright (1) |
| ◊ | Pistachio Green vy dk (246) | ■ | Black (403) |
| I | Burnt Orange ultra vy lt (386) | E | Flesh ultra vy lt (1011) |
| II | Grey Blue med + Forest Green lt (849 + 255) | J | White bright + Flesh ultra vy lt (1 + 1011) |
| I | Grey Blue dk + Forest Green dk (850 + 257) | I | Burnt Orange + Copper med (303 + 1048) |
| d | Flesh lt (868) | | |
| ♥ | Brown Grey med (903) | | |



Stitching notes:

Stitch count: 42 x 42.

Design area: 7.6 x 7.6cm (3 x 3in) at 55sts per 10cm (4in).








Stitch the sky using two strands in half cross stitch. Where two colours are shown against a symbol, use one strand of each colour.


Outlines

All of the outlines are in long stitch using one strand of Black (403), except for the circles around the sun, which are stitched in one strand of Off White (275). Stitch these before any of the black outlines.

White Village

Colour key:

-  Navy Blue ultra vy lt + Navy Blue vy lt (128 + 129)
-  Misty Green ultra vy lt + Misty Green lt (213 + 215)
-  Shell Grey med (232)
-  Burnt Orange lt (301)
-  Tangerine vy lt (311)
-  Burnt Orange lt + Tangerine vy lt (301 + 311)
-  Flesh lt (868)

-  Shell Pink med lt (894)
-  Burnt Orange vy dk (304)
-  Golden Brown vy dk (1003)
-  Tangerine vy lt + Flesh lt (311 + 868)
-  Golden Brown vy dk (1004)
-  White bright (1)
-  Black (403)
-  Sea Foam Green dk (878)
-  Yellow Green med (280)



Stitching notes:

Stitch count: 32 x 47.

Design area: 5.8 x 8.5cm (2¼ x 3⅜in) at 55sts per 10cm (4in).

Where two colours are shown against a symbol, use one strand of each colour.

Outlines

All of the outlines are in long stitch using one strand of Black (403). The exceptions are:

The mullions of the windows in the foreground, which should be stitched in one strand of White bright (1).

The flag pole on the tower and the outline of the flag, which should be outlined using back stitch and Black (403)

Daisies

Colour key:

- L** Navy Blue ultra vy It (128)
- ℓ** Tangerine It (313)
- 2** Navy Blue ultra vy It + Navy blue vy It (128 + 129)
- U** Burnt Orange vy It (300)
- C** White bright + Navy blue vy It (1 + 129)
- A** Topaz ultra vy It (305)
- Y** Golden Yellow vy It (292)
- R** Burnt Orange med (302)
- P** Peach med (9)
- H** Violet ultra vy It (95)
- ▨** Navy Blue vy It + Lavender vy It (129 + 342)

- M** Peach med + Christmas Red vy It (9 + 1098)
- S** Baby Pink It + Golden Yellow vy It (25 + 292)
- 1** White bright + Violet ultra vy It (1 + 95)
- ⌄** Baby Pink It + Violet ultra vy It (25 + 95)
- Violet ultra vy It + Navy Blue ultra vy It (95 + 128)
- C** Burnt Orange It (301)
- I** Burnt Orange ultra vy It (386)
- !** White bright (1)
- :** White bright + Off White (1 + 275)

