

PLAY TEXTURES

Take a great variegated yarn in a colour of your choice to make this tactile unisex scarf. The scarf is made up of 10 sections, each with a different pattern. If you have a preference for one of the patterns it can easily be used as a basis for another project. The scarf can be lengthened or shortened by reducing or increasing the number of patterns.

BLOCKED SIZE

Width: 26.5cm (10½in)
Length: 211cm (83in)

YOU WILL NEED

- 4 skeins of Aran (worsted/10-ply) wool yarn in variegated white/black: I used West Yorkshire Spinners The Croft Shetland Tweed (100% Shetland Islands wool); 100g/3½oz/166m/182yd
- 5mm (UK 6, US 8) needles

TENSION/GAUGE

- 18 sts and 24 rows over st st to 10 x 10cm (4 x 4in) using 5mm (UK 6, US 8) needles

INSTRUCTIONS

Note: after each pattern heading, information on the stitch count required is provided. For example, 'worked over a multiple of 6 + 2' indicates the number of stitches should be a multiple of 6 plus 2 additional sts (e.g. 50 sts). Keep this in mind if altering the width or pattern sequence.

Using 5mm needles, cast on 50 sts.

SECTION I

Worked over a multiple of 6 + 2. See the chart on page 62.

Row 1 (RS): sl 1 knitwise wyib, knit to end.

Row 2 (WS): sl 1 purlwise wyif, purl to end.

Row 3: sl 1 knitwise wyib, * k1, sl 2 purlwise wyib, p1, k1, p1, rep from * to last st, k1.

Row 4: sl 1 purlwise wyif, * p1, k1, p1, sl 2 purlwise wyif, k1, rep from * to last st, p1.

Row 5: as row 3.

Row 6: as row 4.

Row 7: sl 1 knitwise wyib, knit to end.

Row 8: sl 1 purlwise wyif, purl to end.

Row 9: sl 1 knitwise wyib, * (p1, k1) twice, sl 2 purlwise wyib, rep from * to last st, k1.

Row 10: sl 1 purlwise wyif, * sl 2 purlwise wyif, (k1, p1) twice, rep from * to last st, p1.

Row 11: as row 9.

Row 12: as row 10.

Repeat rows 1-12 five times more.

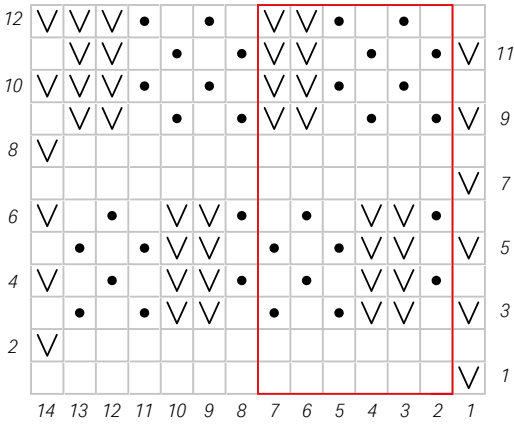
Knit 2 rows and at the same time decrease 1 st in the centre of the second row by working k2tog (49 sts).

CHART:

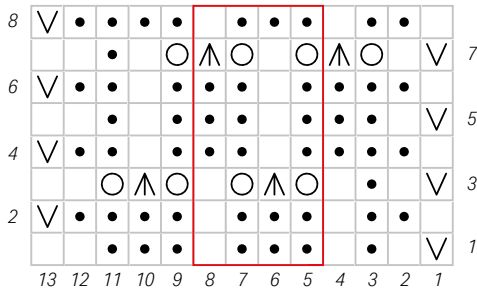
KEY

- RS: knit
WS: purl
- V RS: sl 1
WS: sl 1
- RS: purl
WS: knit
- yo
- ^ RS: s2kp
- Repeat

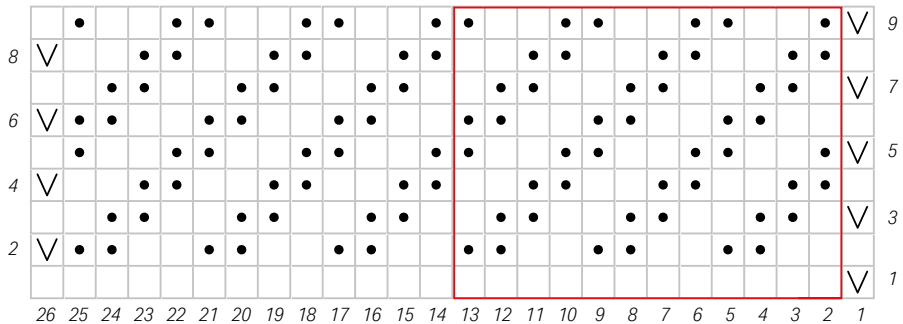
Section 1:



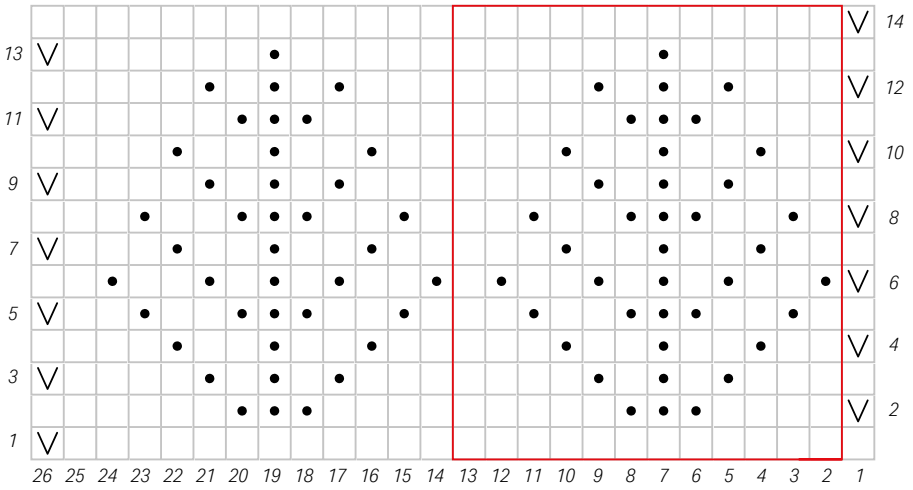
Section 2:



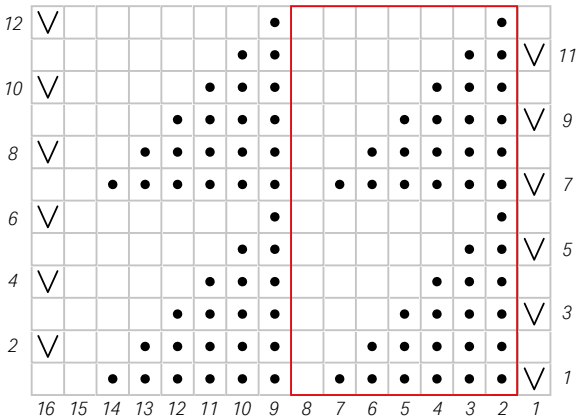
Section 3:



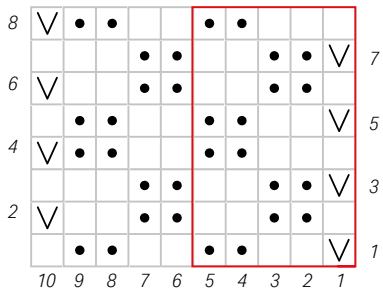
Section 4:



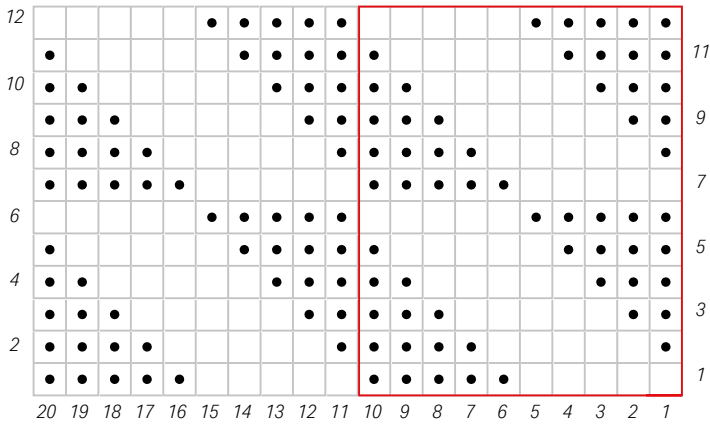
Section 6:



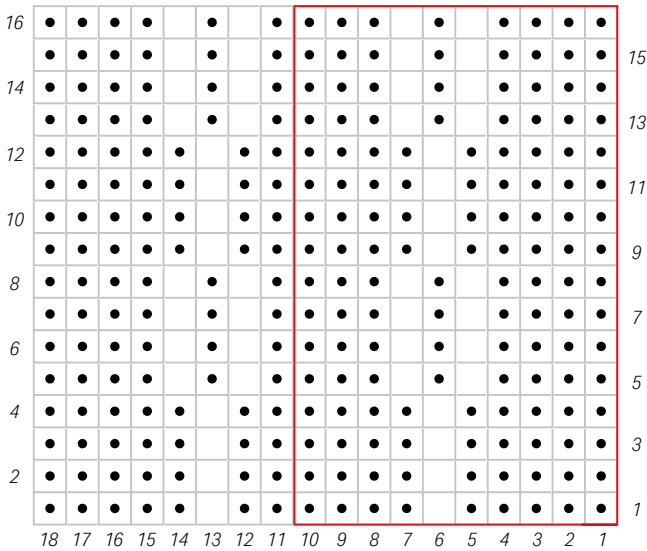
Section 7:



Section 9:



Section 10:



ACKNOWLEDGEMENTS

I would like to thank Joyce, Julie, Mandy and Anne Marie for knitting some of the samples and enabling me to spend time on the longer projects.

I could not have created such beautiful and varied samples without the yarn support from Rooster, Rowan, Sirdar, Cascade, Jamieson's of Shetland, Jamieson & Smith and West Yorkshire Spinners, and the ladies of Ainsworth and Prin, suppliers of hand-dyed yarn.