

TEMPLATES - 1

For instructions on how to use these templates, see page 10 of your eBook.
All templates are given at actual size.

Peacock

Body: cut 2 in blue

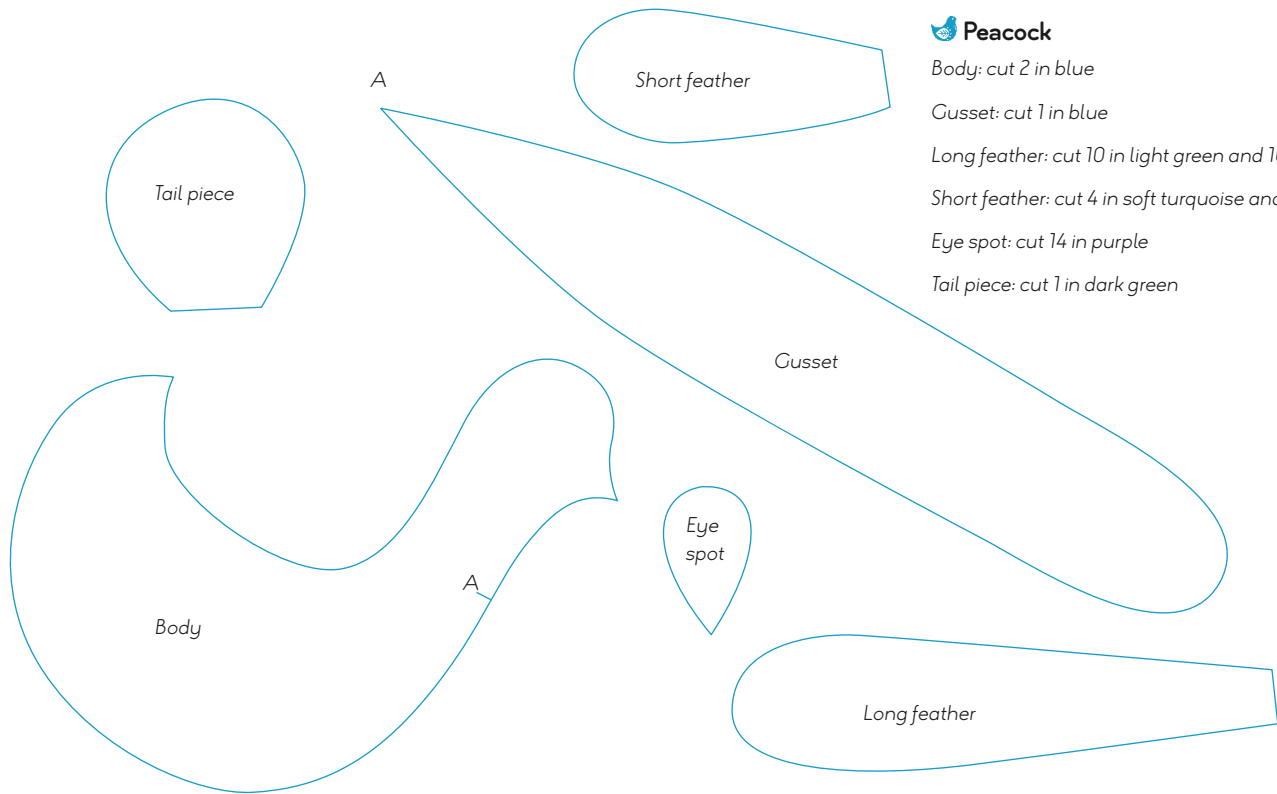
Gusset: cut 1 in blue

Long feather: cut 10 in light green and 10 in dark green

Short feather: cut 4 in soft turquoise and 4 in dark green

Eye spot: cut 14 in purple

Tail piece: cut 1 in dark green



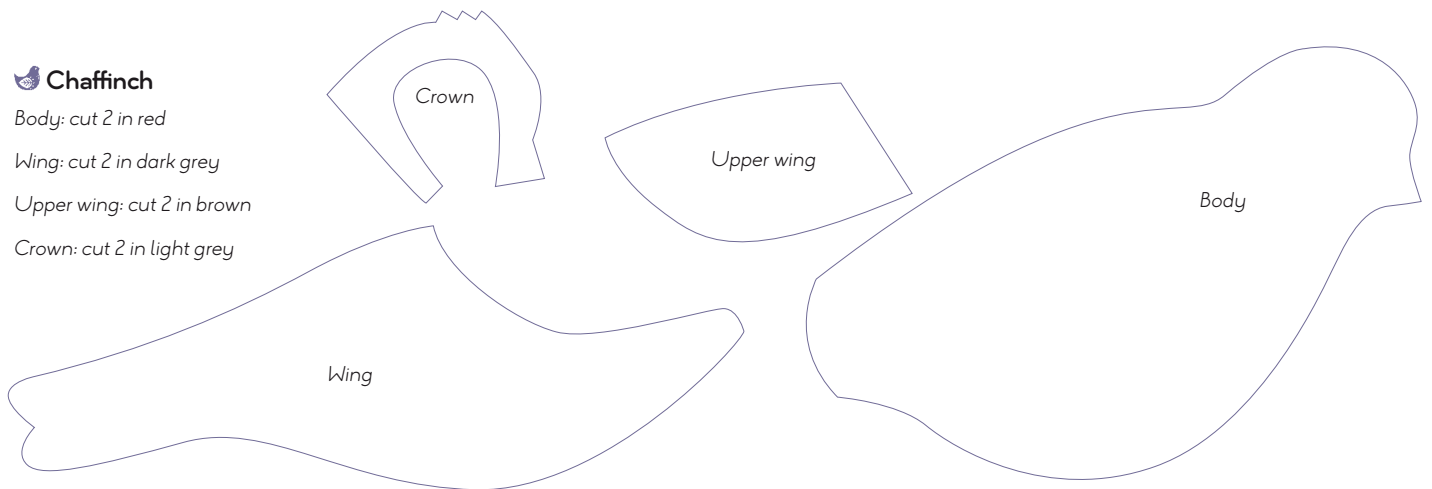
Chaffinch

Body: cut 2 in red

Wing: cut 2 in dark grey

Upper wing: cut 2 in brown

Crown: cut 2 in light grey



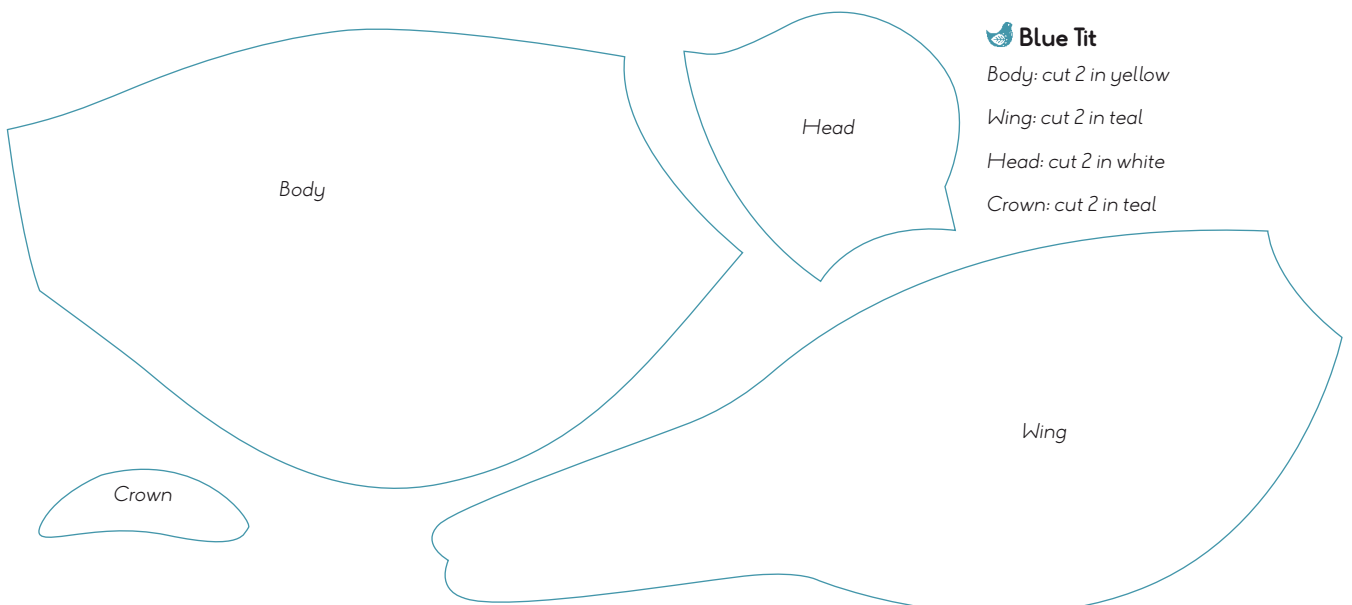
Blue Tit

Body: cut 2 in yellow

Wing: cut 2 in teal

Head: cut 2 in white

Crown: cut 2 in teal



TEMPLATES - 2

For instructions on how to use these templates, see page 10 of your eBook.
All templates are given at actual size.

Dove

Body: cut 1 in white

Wing: cut 4 in white

Undertail: cut 1 in white



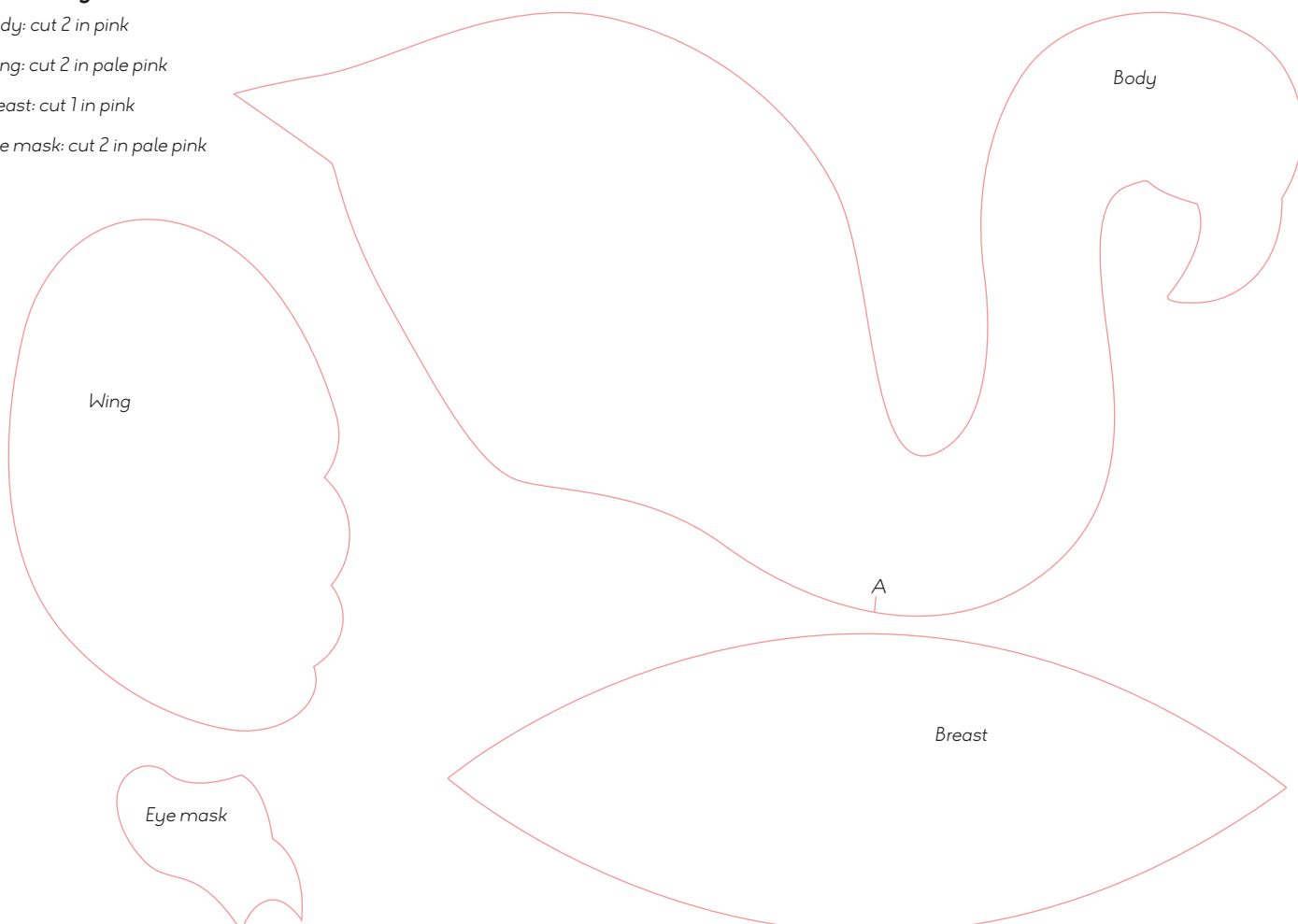
Flamingo

Body: cut 2 in pink

Wing: cut 2 in pale pink

Breast: cut 1 in pink

Eye mask: cut 2 in pale pink



TEMPLATES - 3

For instructions on how to use these templates, see page 10 of your eBook.
All templates are given at actual size.



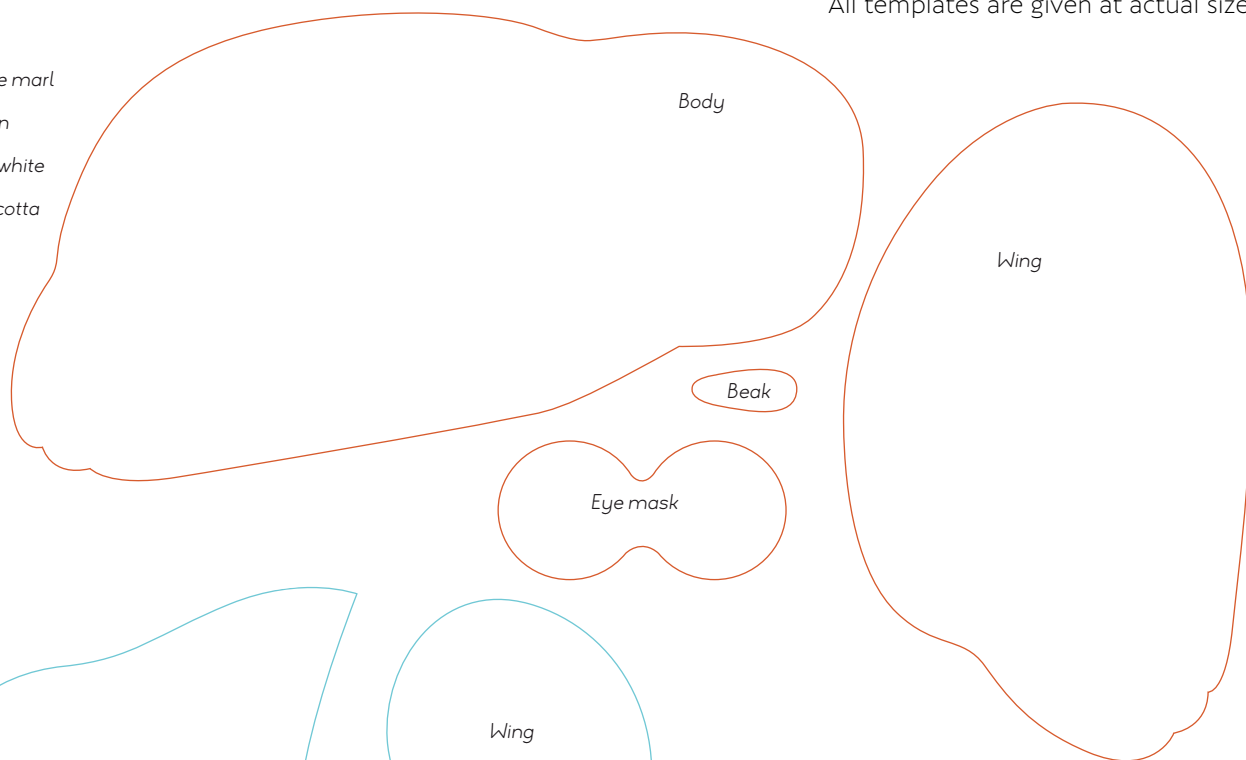
Owl

Body: cut 2 in beige marl

Wing: cut 1 in brown

Eye mask: cut 1 in white

Beak: cut 1 in terracotta

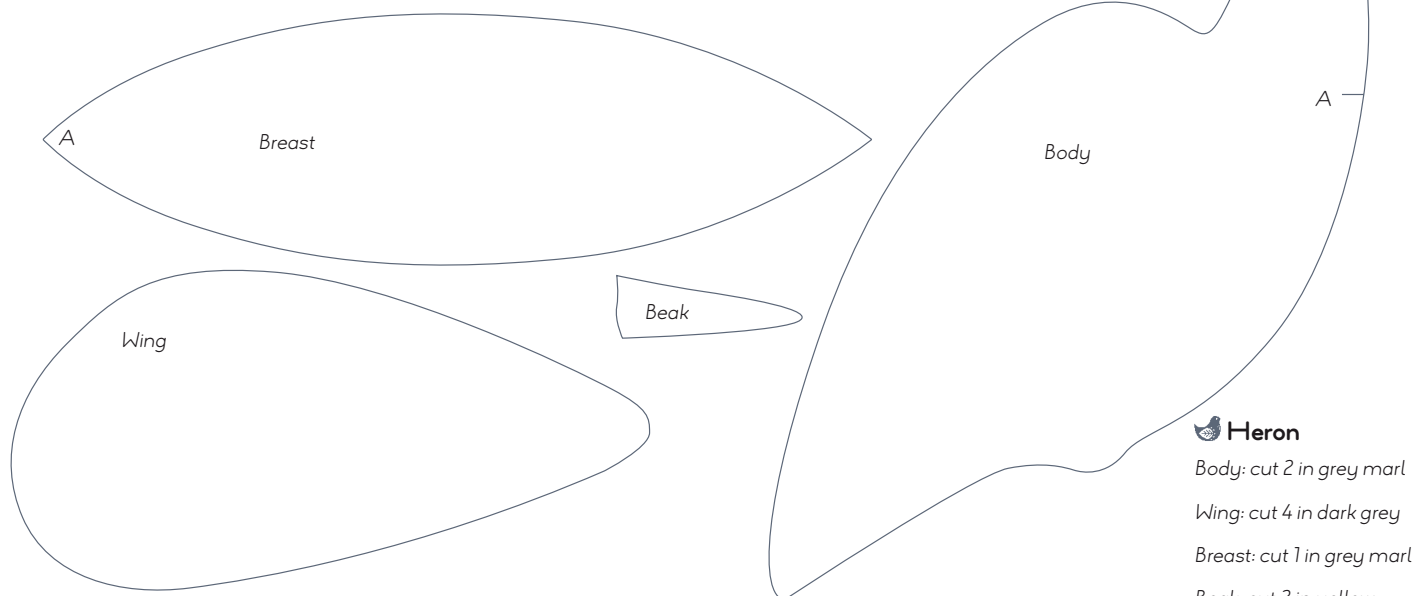


Goose

Body: cut 2 in white

Wing: cut 4 in white

Beak: cut 2 in orange



Heron

Body: cut 2 in grey marl

Wing: cut 4 in dark grey

Breast: cut 1 in grey marl

Beak: cut 2 in yellow

TEMPLATES - 4

For instructions on how to use these templates, see page 10 of your eBook.
All templates are given at actual size.



TEMPLATES - 5

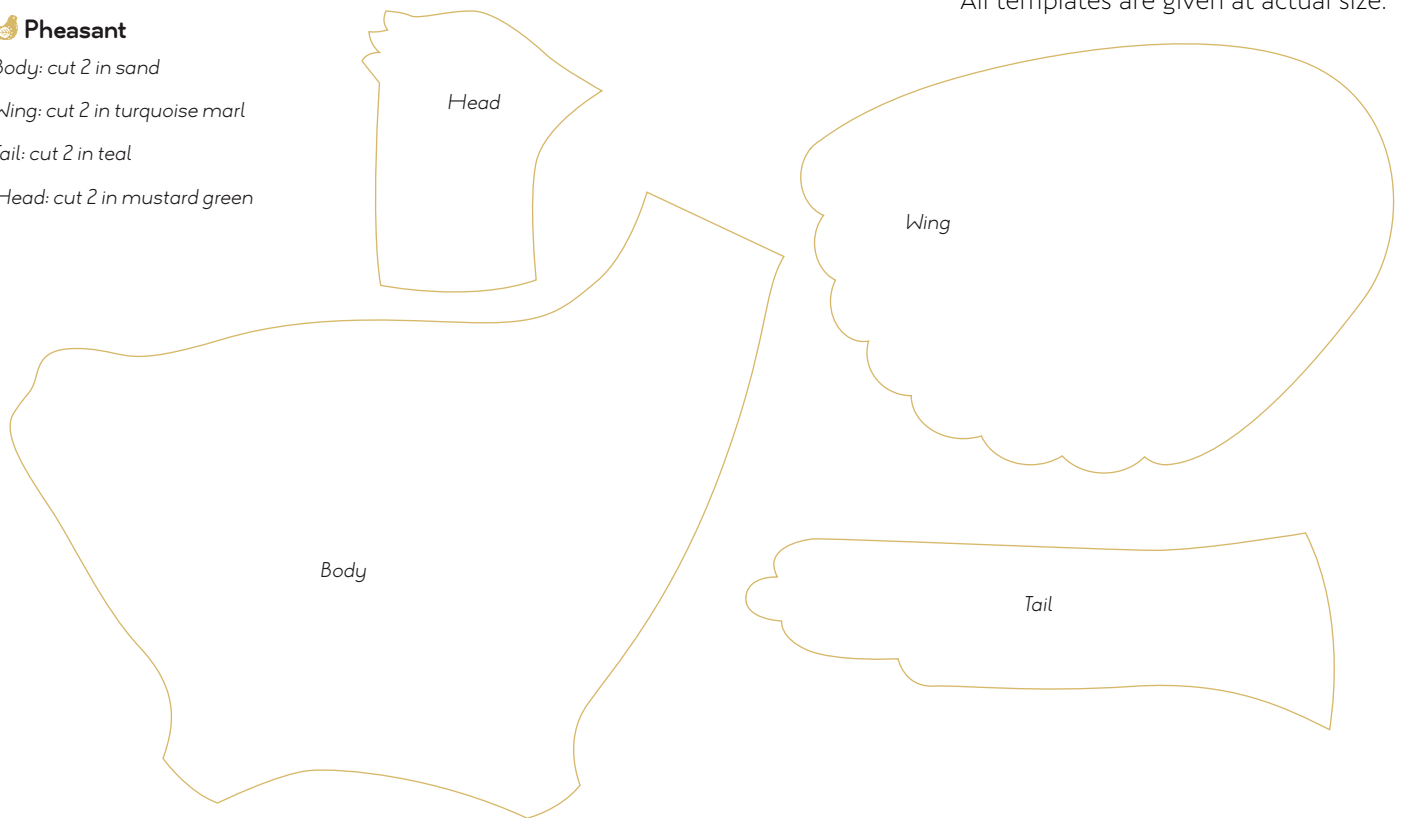
Pheasant

Body: cut 2 in sand

Wing: cut 2 in turquoise marl

Tail: cut 2 in teal

Head: cut 2 in mustard green



Gusset



Hen

Body: cut 2 in beige

Wing: cut 2 in brown

Gusset: cut 1 in beige

Feather: cut 4 in red and 2 in green

Beak: cut 1 in yellow

Wattle: cut 1 in red

Comb: cut 1 in red

TEMPLATES - 6

For instructions on how to use these templates, see page 10 of your eBook.
All templates are given at actual size.

Pigeon

Body: cut 2 in dark grey

Belly: cut 2 in light grey

Wing: cut 2 in light grey

Collar: cut 2 in raspberry

Belly

Body

Collar

Wing

Body

Head

Wing

Chest
piece

Goldfinch

Body: cut 2 in beige

Wing: cut 1 in black

Face: cut 1 in red

Head: cut 1 in white

Chest piece: cut 1 in yellow

Face

TEMPLATES - 7

For instructions on how to use these templates, see page 10 of your eBook.
All templates are given at actual size.

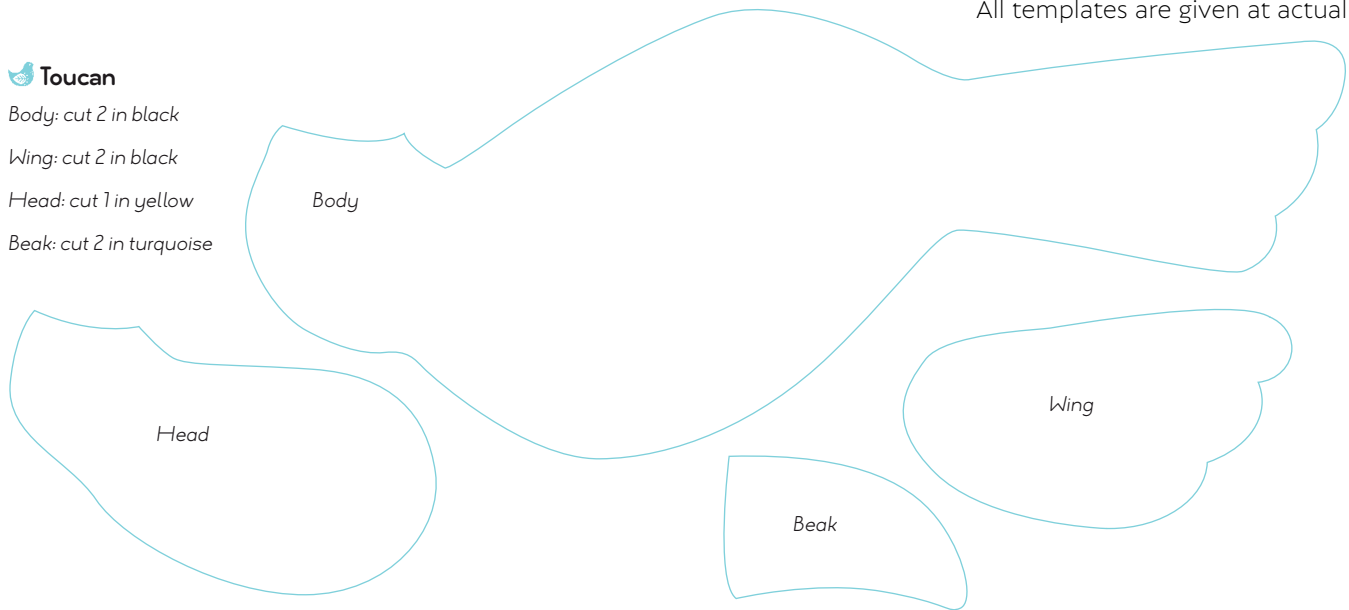
Toucan

Body: cut 2 in black

Wing: cut 2 in black

Head: cut 1 in yellow

Beak: cut 2 in turquoise



Song thrush

Body: cut 2 in white

Upper body: cut 2 in beige marl

Swan

Body: cut 2 in white

Wing: cut 4 in white

Base: cut 1 in white

Beak: cut 2 in terracotta



TEMPLATES - 8

For instructions on how to use these templates, see page 10 of your eBook.
All templates are given at actual size.

Robin

Body: cut 2 in brown

Wing: cut 2 in red and 2 in brown

Breast: cut 1 in red



Seagull

Body: cut 2 in white

Wing: cut 2 in grey

Breast: cut 1 in white

Beak: cut 2 in yellow

Tail: cut 2 in black



TEMPLATES - 9

For instructions on how to use these templates, see page 10 of your eBook.
All templates are given at actual size.

Parrot

Body: cut 2 in red

Wing: cut 2 in turquoise

Breast: cut 1 in yellow

Beak: cut 2 in yellow

*Feather: cut 2 each in turquoise,
yellow, green and teal*

