

TEMPLATES

All templates are actual size and do not require scaling


**Jam Jar Covers Et Labels:
variation motif**

pages 80–85



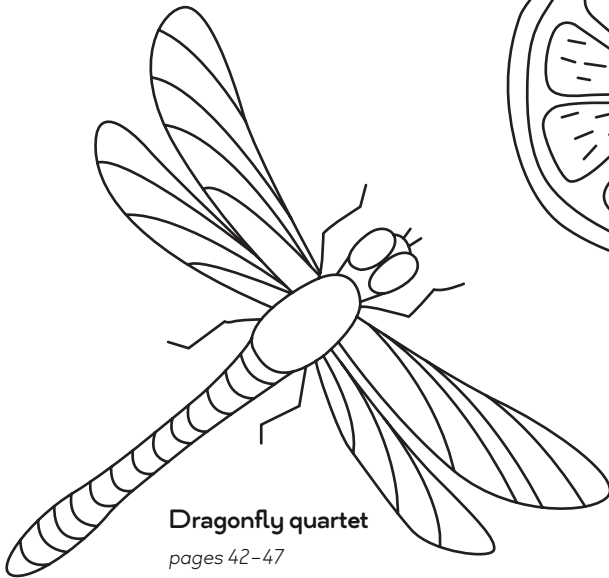

**Jam Jar Covers Et Labels:
variation motif**

pages 80–85

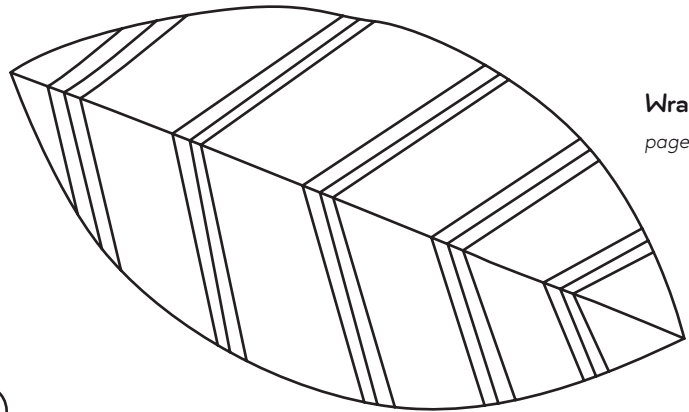


Jam Jar Covers Et Labels

pages 80–85




Dragonfly quartet
pages 42–47



Wrapping Paper
pages 66–71

Techniques (whale print)
pages 24–35



TEMPLATES - 2

All templates are actual size and do not require scaling


Greetings Cards

pages 72-75



Dragonfly quartet: variation motif

pages 42-47




Printing Text

pages 54-59




TEMPLATES - 3

All templates are actual size and do not require scaling




Seed Packets

pages 76-79



Dragonfly quartet: variation motif

pages 42-47





Two-Tone Teapot


pages 60-65

TEMPLATES - 4

All templates are actual size and do not require scaling



Tomatoes: ink and print both blocks separately, as usual. Use a registration board so that the two colours, green and red, line up (see page 33).

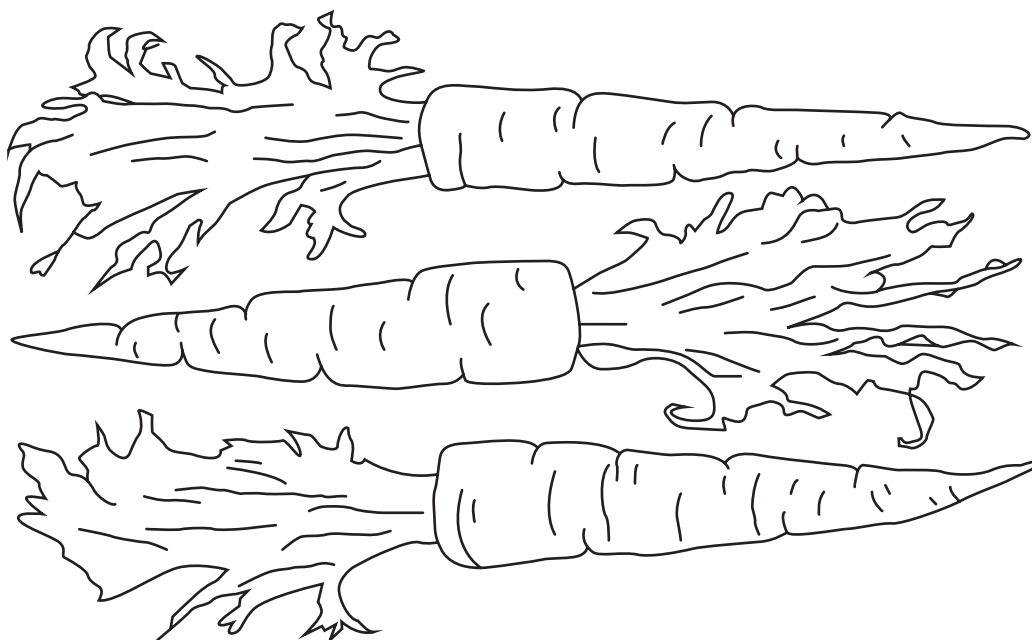


Fabric Wash Bag

pages 86-89

TEMPLATES - 5


All templates are actual size and do not require scaling



**Seed Packets:
variation
templates**

pages 76-79

Carrots: these can be printed in two colours using a small roller to print each colour separately (see page 83).



**Greetings Cards:
variation motif**

pages 72-75

